

## 数控走心机专业制造商

SWISS-TYPE CNC PRECISION AUTOMATIC LATHE  
PROFESSIONAL MANUFACTURER

深圳市今日标准精密机器有限公司  
TODAY STANDARD  
PRECISION MACHINE TOOL CO.,LTD

广东省深圳市宝安区石岩街道塘头工业园  
新辉工业区A栋G栋  
Building A and G, Xinhui Industrial Zone,  
Tangtou Industrial Park, Shiyan Street,  
Bao' an District, Shenzhen, Guangdong

总机 (Tel) : +86 0755-29680608  
传真 (Fax) : +86 0755-29680609  
销售热线 (Sales hotline) : +86 0755-29680755  
售后服务 (Customer service) : +86 0755-85243253  
网址 (Web) : www.todaycnc.com

本画册内容若有更新, 恕不另行通知, 敬请谅解。

欢迎通过下列社交媒体与我们互动



官方抖音号



微信公众号

深圳市今日标准精密机器有限公司  
TODAY STANDARD PRECISION MACHINE TOOL CO.,LTD

# 公司介绍

## COMPANY PROFILE

深圳市今日标准精密机器有限公司是一家专注于走心式数控车床研发、生产和销售的国家高新技术企业。公司成立于 2007 年，总部位于深圳市宝安区。主营产品为双主轴数控走心机和单主轴数控走心机。

公司构建完善的管理服务、运维体系，2009 年迄今一直被认定为国家高新技术企业，2023 年被认定为国家专精特新企业。公司在苏州、杭州、宁波、天津、西安、重庆等地设立办事处，在山东、河南等地设立代理商，形成覆盖全国销售及服务网络。公司海外市场日臻成熟，产品远销德国、意大利、埃及、印尼、越南、突尼斯、哥伦比亚，深受海外客户好评。

公司产品广泛应用于航空、航天、军工、医疗、汽车、通讯等领域，根据客户需求，快速开发、设计、装配、调试专用设备，为客户提供定制化产品，实现“交钥匙”工程。

公司从设计到生产，从采购到出品，各环节严格把控，整个生产流程严格按照质量管理体系标准化作业，产品均符合国际质量体系认证。

公司获得发明专利，实用新型专利、软件著作权等上百项，积极推动国家相关行业标准的制定和完善。

公司持续引进高精尖技术与设备，加大投入产品研发，不断提高产品品质，不断完善服务体系。秉承“标准驱动创新，质量成就品牌”的企业宗旨，为客户提供安全、可靠、高效的专业生产设备。

TODAYCNC founded in 2007 and headquartered in Shenzhen China is a national high-tech enterprise focusing on R&D, manufacturer and sales of CNC automatic Swiss type lathes. We also honored as National Specialized, Refinement, Differential, Innovation enterprise in 2023.

As an highly beloved and involved brand, the company has set up offices in Suzhou, Hangzhou, Ningbo, Tianjin, Xi'an, Chongqing and authorized agents in Shandong, Henan provinces and so on to form a domestic sales and service network. Meanwhile, the overseas market is also becoming more and more mature, we've delivered our products to Germany, Italy, Egypt, Indonesia, Vietnam, Tunisia, Argentina, Colombia and so on, which are highly praised by overseas customers.

The machines are widely used in the fields of automobile, aviation, defence, medical, communication etc. We are able to quickly develop, design, assemble and debug customized models according to customers' special requirements and realizes the "turn-key" project.

As an ISO9001 and SGS audited company, from design to production, from procurement to production, each step is strictly controlled and record to make sure all the products are in compliance with international high quality standards.

The company has obtained hundreds of invention patents, utility model patents, software copyrights, etc., and actively promoted the formulation and improvement of relevant national industry standards.

TODAYCNC continues to introduce high-end technologies and equipment, increase investment in research and development, continuously improve product quality and service system. Adhering to the mission of "Standards drive innovation and Quality achieves brand", the company provides customers with safe, reliable and efficient professional production equipment.

# 荣誉资质

## HONOR AND QUALIFICATION



高新技术企业  
High-Tech Enterprises



专精特新中小企业  
Specialized And New Small And Medium-Sized Enterprises



创新型中小企业  
Innovative Small And Medium-Sized Enterprises



质量管理体系认证  
Quality Management System Certification



CE认证  
CE Certification



SGS认证  
SGS Certification



发明专利证书  
Invention Patents

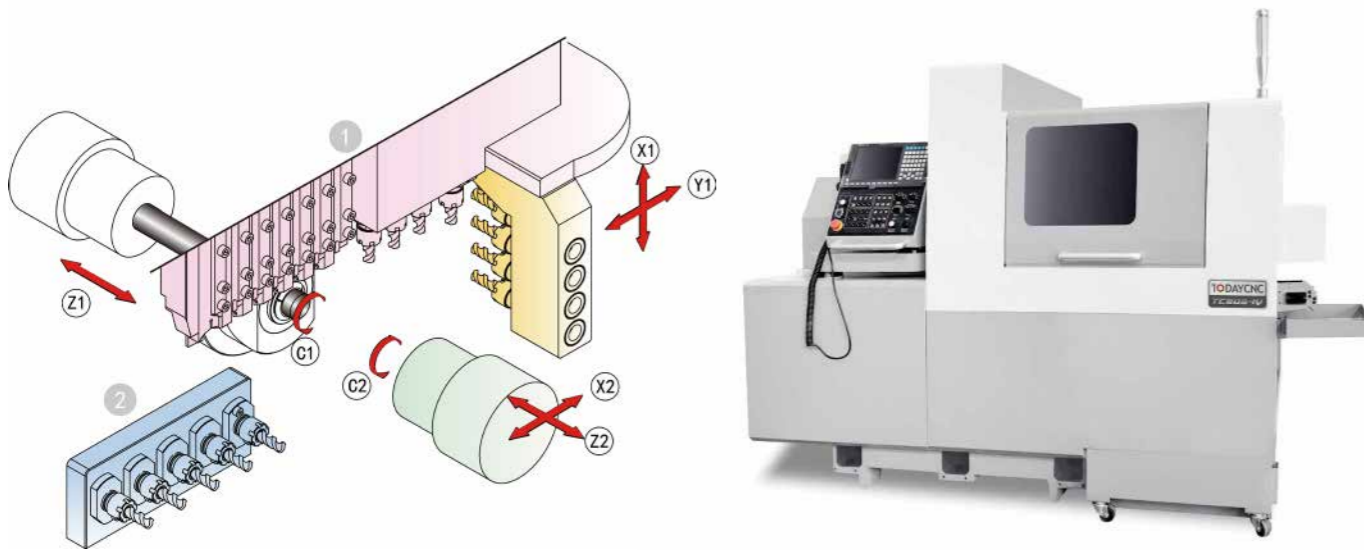


《数控机床远程运维第1部分：通用要求》  
Remote operation and maintenance of CNC machine tools - Part 1: General requirements  
主要起草单位  
Main drafting unit  
标准号：GB/T 42707.1-2023  
Standard number: GB/T 42707.1-2023

国家标准计划  
National Standard Programme



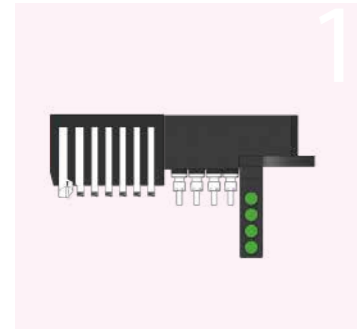
# TC205/265-IV



- 床身结构采用有限元分析进行优化，电箱外置，保持床身的完整性，提高整体刚性，确保结构不易变形。
- 各轴传动均采用联轴器直接连接，减少传动误差。

- The bed structure is optimized using finite element analysis, the electrical box is placed externally to maintain the integrity of the bed, improve overall rigidity, and ensure that the structure is not easily deformed.
- Each axis transmission is directly connected by a coupling to reduce transmission errors.

## TOOLPOST



## TOOLING

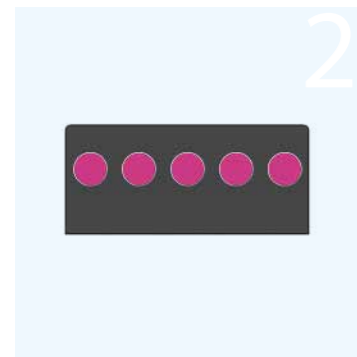
车削刀具	7
侧面动力刀具	4
端面固定刀具	4
OD Turning tool	7
Side- Live tool	4
End face fixed tool	4

## 主轴标准机械参数 Main spindle specifications

		TC205/265-IV
最大加工直径 Maximum machining diameter		φ20/26mm
主轴台最大移动量有导套 Max.headstock stroke With guide bush		250mm
主轴台最大移动量 无导套 Max.headstock stroke Non guide bush		2.5D
车削刀具 OD Turning tool		1×□16+6×□12
侧面动力刀具 Side- Live tool	钻孔直径 Drilling dia	φ10mm
	螺纹加工 (攻丝/板牙) Tapping/Threading die dia	M6
	动力头转速 Live tool rev speed	5500rpm
	动力头功率 Live tool power	1kw
端面固定刀具 End face fixed tool	钻孔直径 Drilling dia	φ10mm
	螺纹加工 (攻丝/板牙) Tapping/Threading die dia	M8
主轴最大通孔直径 Main spindle max through hole dia		φ23/27
主轴功率 Main spindle power		3.7kw
主轴转速 Main spindle rev speed		10000rpm

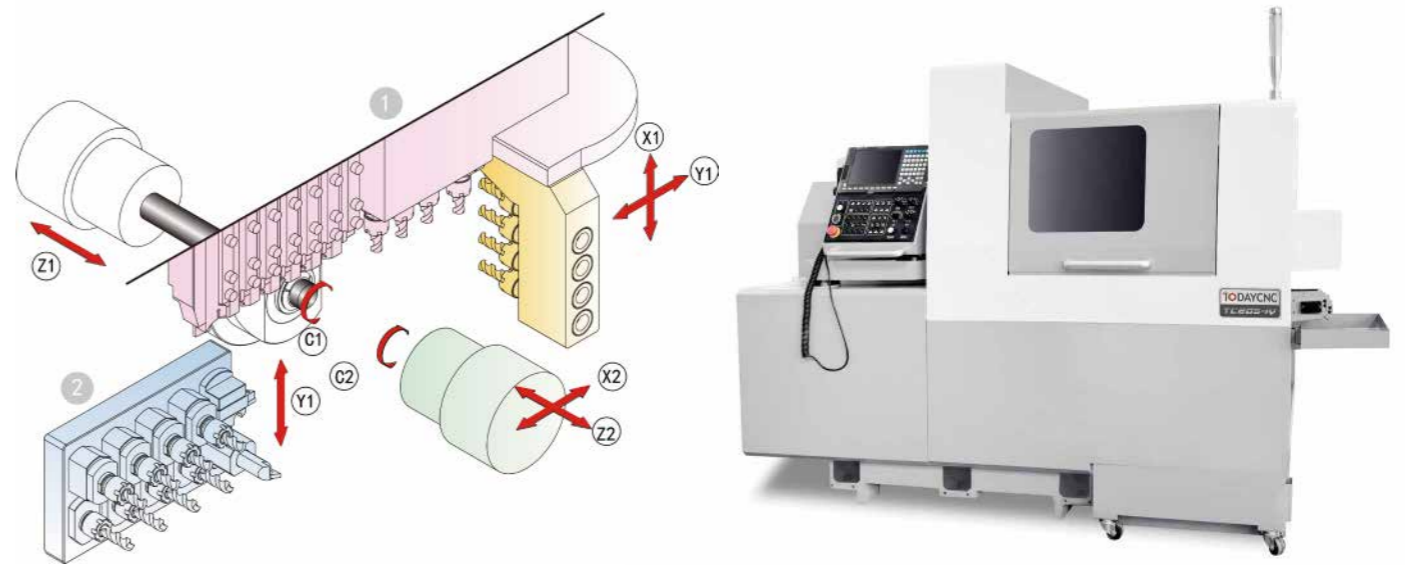
## 背轴标准机械参数 Sub spindle Specifications

		TC205/265-IV
最大加工直径 Maximum machining diameter		φ20/26mm
端面固定刀具 End face fixed tool	钻孔直径 Drilling dia	φ10mm
	螺纹加工 (攻丝/板牙) Tapping/Threading die dia	M8
背轴最大通孔直径 Sub spindle max through hole dia		φ23/27mm
背轴功率 Sub spindle power		3.7kw
背轴转速 Sub spindle rev speed		10000rpm
机台重量 Weights		2800kg
外形尺寸 Dimensions		2700*1350*1850mm



端面固定刀具	5
End face fixed tool	5

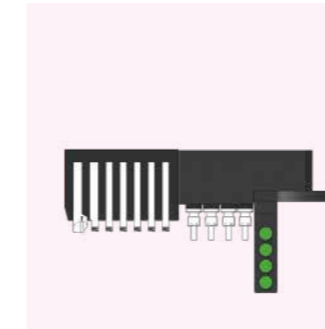
# TC206/266-IV



- 床身结构采用有限元分析进行优化，电箱外置，保持床身的完整性，提高整体刚性，确保结构不易变形。
- 各轴传动均采用联轴器直接连接，减少传动误差。
- 模块化设计，各种功能配置灵活切换；用户可根据零件加工需求轻松完成配置变更。(Y2 轴 10 工位可以在端面动力头、侧铣、端面钻孔座、镗孔刀座、车刀座等灵活切换)

- The bed structure is optimized using finite element analysis, the electrical box is placed externally to maintain the integrity of the bed, improve overall rigidity, and ensure that the structure is not easily deformed.
- Each axis transmission is directly connected by a coupling to reduce transmission errors.
- Modular design, flexible switching of various functional configurations; users can easily complete configuration changes according to processing needs. (Y2 axis 10 stations can be flexibly switched between end face live tool, side milling, end face drilling holder, boring tool holder, turning tool holder, etc.)

## TOOLPOST



## TOOLING

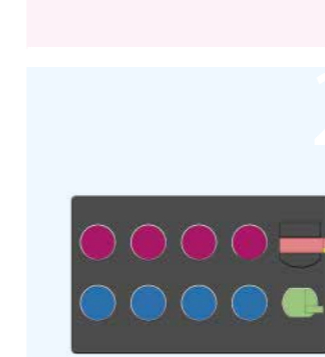
车削刀具	7
侧面动力刀具	4
端面固定刀具	4
OD Turning tool	7
Side- Live tool	4
End face fixed tool	4

## 主轴标准机械参数 Main spindle specifications

		TC206/266-IV
最大加工直径 Maximum machining diameter		φ20/26mm
主轴台最大移动量 有导套 Max.headstock stroke With guide bush		250mm
主轴台最大移动量 无导套 Max.headstock stroke Non guide bush		2.5D
车削刀具 OD Turning tool		1×□16+6×□12
侧面动力刀具 Side- Live tool	钻孔直径 Drilling dia	φ10mm
	螺纹加工 (攻丝/板牙) Tapping/Threading die dia	M6
	动力头转速 Live tool rev speed	5500rpm
	动力头功率 Live tool power	1
端面固定刀具 End face fixed tool	钻孔直径 Drilling dia	φ10mm
	具螺纹加工 (攻丝/板牙) Tapping/Threading die dia	M8
主轴最大通孔直径 Main spindle max through hole dia		φ23/27mm
主轴功率 Main spindle power		3.7kw
主轴转速 Main spindle rev speed		10000rpm

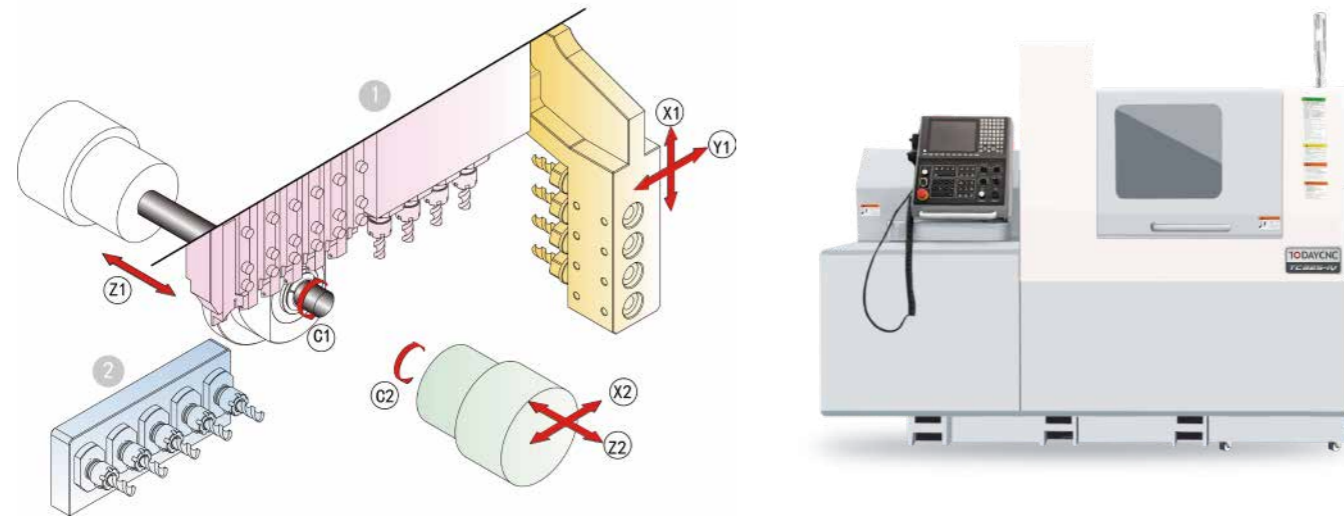
## 背轴标准机械参数 Sub spindle specifications

		TC206/266-IV
最大加工直径 Maximum machining diameter		φ20/26mm
端面动力刀具 End face live tool	钻孔直径 Drilling dia	φ10mm
	螺纹加工 (攻丝/板牙) Tapping/Threading die dia	M6
端面固定刀具 End face fixed tool	动力头转速 Live tool rev speed	5500rpm
	动力头功率 Live tool power	1kw
端面固定刀具 End face fixed tool	钻孔直径 Drilling dia	φ10mm
	具螺纹加工 (攻丝/板牙) Tapping/Threading dia	M8
镗刀座 Boring Tool		φ16mm
车削刀具 OD Turning tool		□12
背轴最大通孔直径 Sub spindle max through hole dia		φ23/27mm
背轴功率 Sub spindle power		3.7kw
背轴转速 Sub spindle rev speed		10000rpm
机台重量 Weights		2900kg
外形尺寸 Dimensions		2700*1350*1850mm



端面动力刀具	4
端面固定刀具	4
镗刀座	1
车削刀具	1
End face live tool	4
End face fixed tool	4
Boring Tool	1
OD Turning tool	1

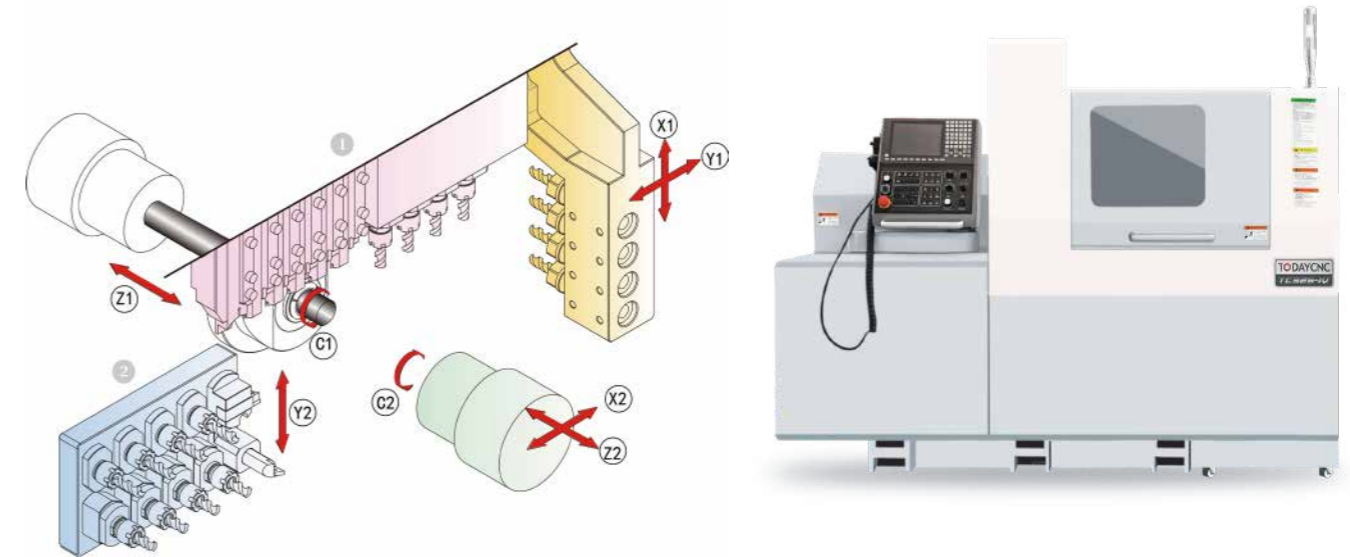
# TC325-IV



- 床身结构采用有限元分析进行优化，电箱外置，保持床身的完整性，提高整体刚性，确保结构不易变形。
- 各轴传动均采用联轴器直接连接，减少传动误差。

- The bed structure is optimized using finite element analysis, the electrical box is placed externally to maintain the integrity of the bed, improve overall rigidity, and ensure that the structure is not easily deformed.
- Each axis transmission is directly connected by a coupling to reduce transmission errors.

# TC326-IV



- 床身结构采用有限元分析进行优化，电箱外置，保持床身的完整性，提高整体刚性，确保结构不易变形。
- 各轴传动均采用联轴器直接连接，减少传动误差。
- 模块化设计，各种功能配置灵活切换；用户可根据零件加工需求轻松完成配置变更。(Y2 轴 10 工位可以在端面动力头、侧铣、端面钻孔座、镗孔刀座、车刀座等灵活切换)

- The bed structure is optimized using finite element analysis, the electrical box is placed externally to maintain the integrity of the bed, improve overall rigidity, and ensure that the structure is not easily deformed.
- Each axis transmission is directly connected by a coupling to reduce transmission errors.
- Modular design, flexible switching of various functional configurations; users can easily complete configuration changes according to processing needs. (Y2 axis 10 stations can be flexibly switched between end face live tool, side milling, end face drilling holder, boring tool holder, turning tool holder, etc.)

## TOOLPOST



## TOOLING

车削刀具	6
侧面动力刀具	4
端面固定刀具	4
OD Turning tool	6
Side- Live tool	4
End face fixed tool	4

## ■ 主轴标准机械参数 Main spindle specifications

TC325-IV	
最大加工直径 Maximum machining diameter	φ32mm
主轴台最大移动量有导套 Max.headstock stroke With guide bush	250mm
主轴台最大移动量无导套 Max.headstock stroke Non guide bush	2.5D
车削刀具 OD Turning tool	1×□16+5×□12
侧面动力刀具 Side- Live tool	
钻孔直径 Drilling dia	φ10mm
螺纹加工 (攻丝/板牙) Tapping/Threading die dia	M6
动力头转速 Live tool rev speed	5500rpm
动力头功率 Live tool power	1kw
端面固定刀具 End face fixed tool	
钻孔直径 Drilling dia	φ10mm
螺纹加工 (攻丝/板牙) Tapping/Threading die dia	M10
主轴最大通孔直径 Main spindle max through hole dia	φ33mm
主轴功率 Main spindle power	5.5kw
主轴转速 Main spindle rev speed	8000rpm

## ■ 背轴标准机械参数 Sub spindle specifications

TC325-IV	
最大加工直径 Maximum machining diameter	φ32mm
端面固定刀具 End face fixed tool	
钻孔直径 Drilling dia	φ10mm
螺纹加工 (攻丝/板牙) Tapping/Threading die dia	M10
背轴最大通孔直径 Sub spindle max through hole dia	φ33mm
背轴功率 Sub spindle power	5.5kw
背轴转速 Sub spindle rev speed	8000rpm
机台重量 Weights	2800kg
外形尺寸 Dimensions	2700*1350*1850mm

## TOOLPOST



## TOOLING

车削刀具	6
侧面动力刀具	4
端面固定刀具	4
OD Turning tool	6
Side- Live tool	4
End face fixed tool	4

## ■ 主轴标准机械参数 Main spindle specifications

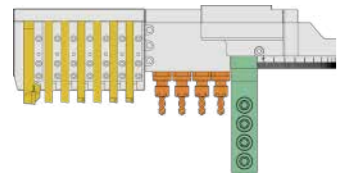
TC326-IV	
最大加工直径 Maximum machining diameter	φ32mm
主轴台最大移动量有导套 Max.headstock stroke With guide bush	250mm
主轴台最大移动量无导套 Max.headstock stroke Non guide bush	2.5D
车削刀具 OD Turning tool	1×□16+5×□12
侧面动力刀具 Side- Live tool	
钻孔直径 Drilling dia	φ10mm
螺纹加工 (攻丝/板牙) Tapping/Threading die dia	M6
动力头转速 Live tool rev speed	5500rpm
动力头功率 Live tool power	1kw
端面固定刀具 End face fixed tool	
钻孔直径 Drilling dia	φ10mm
螺纹加工 (攻丝/板牙) Tapping/Threading die dia	M10
主轴最大通孔直径 Main spindle max through hole dia	φ33mm
主轴功率 Main spindle power	5.5kw
主轴转速 Main spindle rev speed	8000rpm

## ■ 背轴标准机械参数 Sub spindle specifications

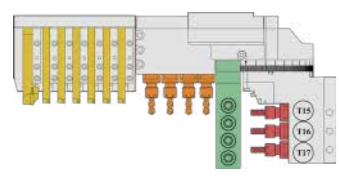
TC326-IV	
最大加工直径 Maximum machining diameter	φ32mm
端面固定刀具 End face fixed tool	
钻孔直径 Drilling dia	φ10mm
螺纹加工 (攻丝/板牙) Tapping/Threading die dia	M10
背轴最大通孔直径 Sub spindle max through hole dia	φ33mm
背轴功率 Sub spindle power	5.5kw
背轴转速 Sub spindle rev speed	8000rpm
机台重量 Weights	2900kg
外形尺寸 Dimensions	2700*1350*1850mm

以铣削、正面钻孔为首，还可安装插拔动力头、侧铣加工单元等，丰富了可安装的刀具单元。  
可根据不同需求从多样的刀具系统中选择最佳的刀具配备，扩大了加工变化的可能性。

- 车削刀具    ■ 侧面动力刀具    ■ 端面固定刀具    ■ 背轴固定刀具
- 选配    ■ 背轴动力刀具    ■ 镗刀具



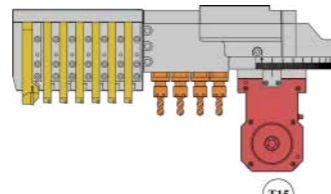
Basic type TC20/26-IV  
基本型 TC20/26-IV



Optional 01  
可交换式 01



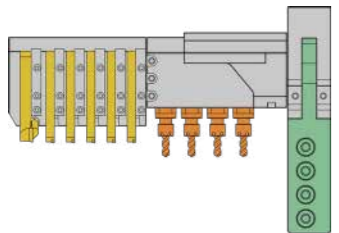
End face live tool holder  
端面动力头刀座



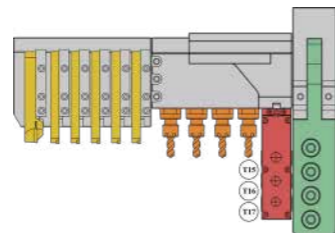
Optional 02  
可交换式 02



Whirling  
插拔旋风铣



Basic type TC32-IV  
基本型 TC32-IV



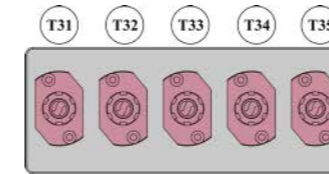
Optional 01  
可交换式



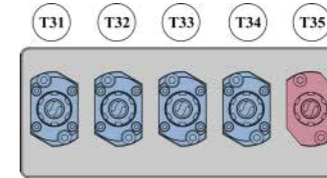
End face live tool holder  
端面动力头刀座

- 车削刀具    ■ 侧面动力刀具    ■ 端面固定刀具    ■ 背轴固定刀具
- 选配    ■ 背轴动力刀具    ■ 镗刀具

### 背面五轴型单元



Basic type TC20/26-IV  
基本型 TC20/26-IV

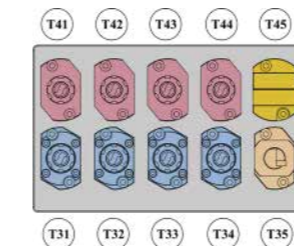


Optional  
可交换式

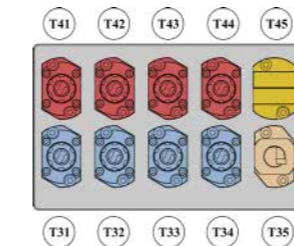


End face live tool

### 背面六轴型单元



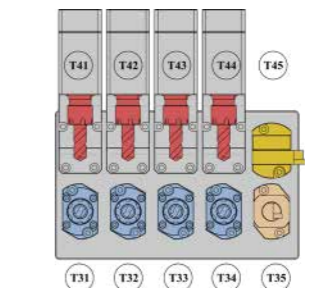
Basic type TC20/26/TC32-IV  
基本型 TC20/26/TC32-IV



Optional 01  
可交换式 01



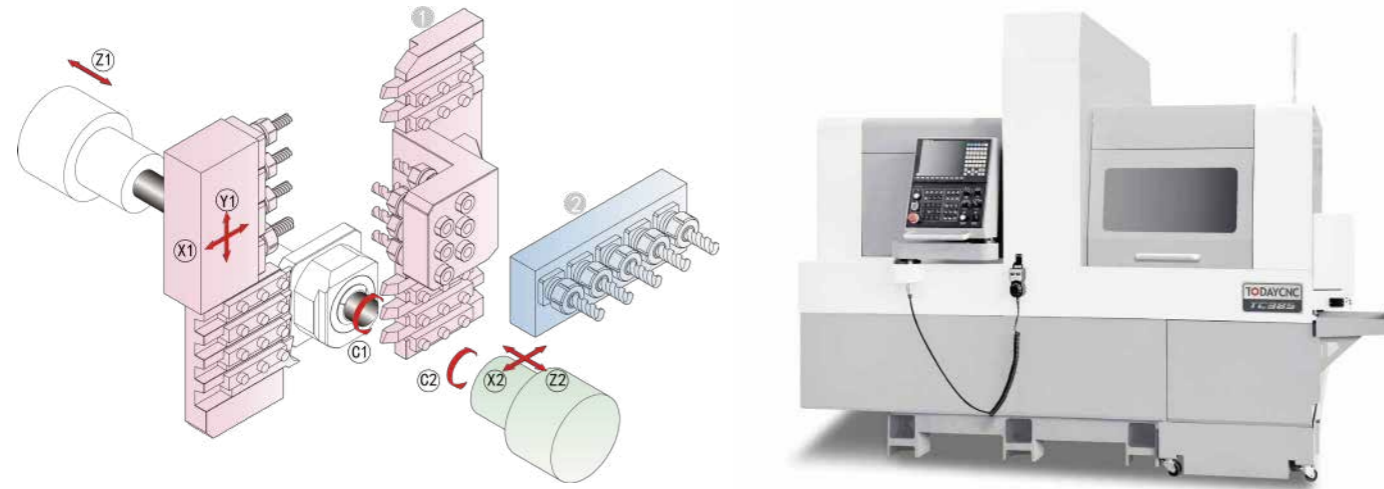
End face live tool  
端面动力头



Optional 02  
可交换式 02

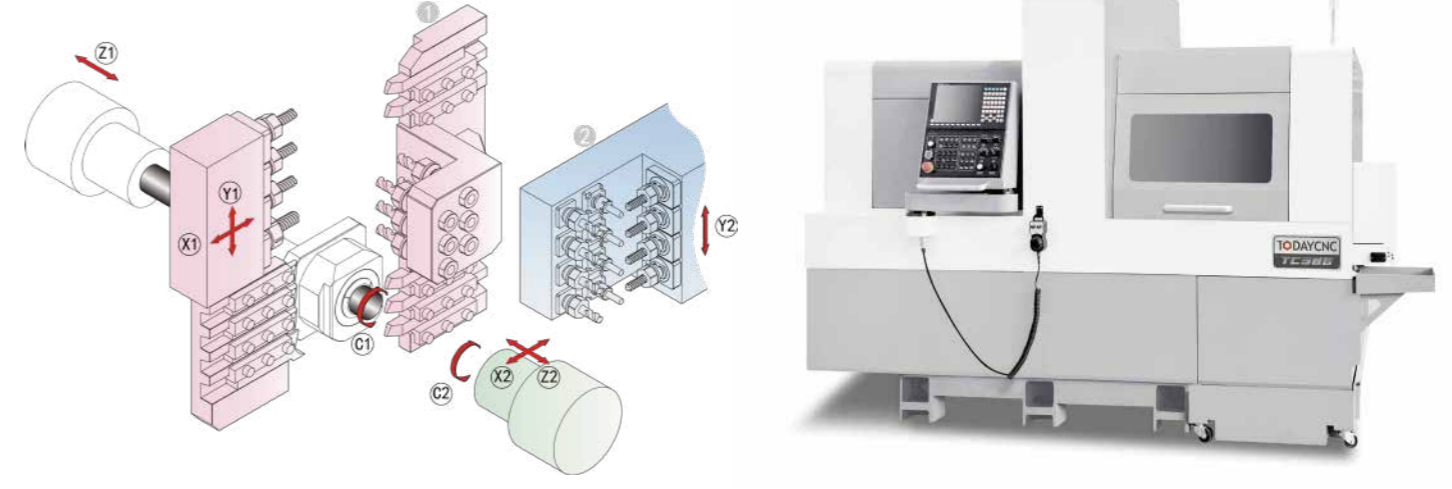


Side live tool  
侧面动力头



- 本机采用内藏式同步电主轴，液压夹紧，确保高强度加工。
- 主轴刀架采用回字形布局，减小机床体积，增强刀架刚性，换刀速度快。

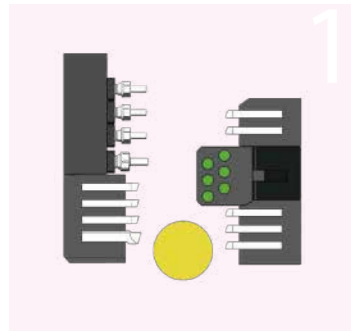
- Adopts a built-in synchronous electric spindle and hydraulic clamping to ensure high-intensity processing
- Main spindle tool holder adopts a zigzag layout to reduce the size of the machine, enables fast tool change and enhances the structural rigidity of the tool holder.



- 本机采用内藏式同步电主轴，液压夹紧，确保高强度加工。
- 主轴刀架采用回字形布局，减小机床体积，增强刀架刚性，换刀速度快。

- Adopts a built-in synchronous electric spindle and hydraulic clamping to ensure high-intensity processing
- Main spindle tool holder adopts a zigzag layout to reduce the size of the machine, enables fast tool change and enhances the structural rigidity of the tool holder.

## TOOLPOST



## TOOLING

车削刀具	9
侧面动力刀具	4
端面固定刀具	6
OD Turning tool	9
Side- Live tool	4
End face fixed tool	6

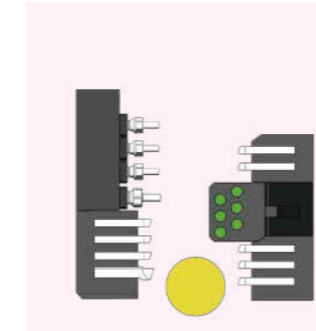
## ■ 主轴标准机械参数 Main spindle specifications

最大加工直径 Maximum machining diameter	TC385	φ38mm
主轴台最大移动量 有导套 Max.headstock stroke With guide bush		320mm
主轴台最大移动量 无导套 Max.headstock stroke Non guide bush		85mm
车削刀具 OD Turning tool		8×□16+1×□20
侧面动力刀具 Side- Live tool	钻孔直径 Drilling dia	φ16mm
	螺纹加工 (攻丝/板牙) Tapping/Threading die dia	M8
	动力头转速 Live tool rev speed	5000rpm
	动力头功率 Live tool power	2.3
端面固定刀具 End face fixed tool	钻孔直径 Drilling dia	φ13mm
	螺纹加工 (攻丝/板牙) Tapping/Threading dia	M10
	主轴最大通孔直径 Main spindle max through hole dia	φ42mm
	主轴功率 Main spindle power	10kw
	主轴转速 Main spindle rev speed	6000rpm

## ■ 背轴标准机械参数 Sub spindle specifications

最大加工直径 Maximum machining diameter	TC385	φ38mm
端面固定刀具 End face fixed tool	钻孔直径 Drilling dia	φ16mm
	螺纹加工 (攻丝/板牙) Tapping/Threading die dia	M10
	背轴最大通孔直径 Sub spindle max through hole dia	φ42mm
	背轴功率 Sub spindle power	10kw
	背轴转速 Sub spindle rev speed	6000rpm
	机台重量 Weights	4500kg
	外形尺寸 Dimensions	3200*1600*2200mm

## TOOLPOST



## TOOLING

车削刀具	9
侧面动力刀具	4
端面固定刀具	6
OD Turning tool	9
Side- Live tool	4
End face fixed tool	6

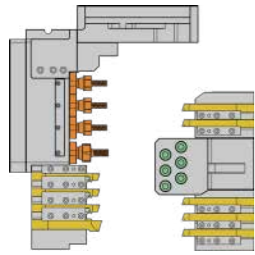
## ■ 主轴标准机械参数 Main spindle specifications

最大加工直径 Maximum machining diameter	TC386	φ38mm
主轴台最大移动量 有导套 Max.headstock stroke With guide bush		320mm
主轴台最大移动量 无导套 Max.headstock stroke Non guide bush		85mm
车削刀具 OD Turning tool		8×□16+1×□20
侧面动力刀具 Side- Live tool	钻孔直径 Drilling dia	φ16mm
	螺纹加工 (攻丝/板牙) Tapping/Threading die dia	M8
	动力头转速 Live tool rev speed	5000rpm
	动力头功率 Live tool power	2.3kw
端面固定刀具 End face fixed tool	钻孔直径 Drilling dia	φ13mm
	螺纹加工 (攻丝/板牙) Tapping/Threading die dia	M10
	主轴最大通孔直径 Main spindle max through hole dia	φ42mm
	主轴功率 Main spindle power	10kw
	主轴转速 Main spindle rev speed	6000rpm

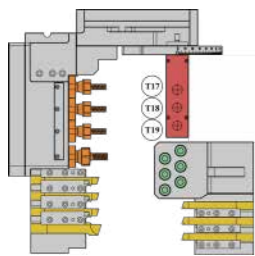
## ■ 背轴标准机械参数 Sub spindle specifications

最大加工直径 Maximum machining diameter	TC386	φ38mm
端面固定刀具 End face fixed tool	钻孔直径 Drilling dia	φ13mm
	螺纹加工 (攻丝/板牙) Tapping/Threading die dia	M10
侧面动力刀具 Side- Live tool	动力头转速 Live tool rev speed	5000rpm
	动力头功率 Live tool power	2.3kw
端面固定刀具 End face fixed tool	钻孔直径 Drilling dia	φ13mm
插拔动力刀具 Axial drilling and milling tool	钻孔直径 Drilling dia	φ10mm
	螺纹加工 (攻丝/板牙) Tapping/Threading die dia	M6
	背轴最大通孔直径 Sub spindle max through hole dia	φ42mm
	背轴功率 Sub spindle power	10kw
	背轴转速 Sub spindle rev speed	6000rpm
	机台重量 Dimensions	4500kg
	外形尺寸 Dimensions	3200*1600*2200mm

- 车削刀具
- 侧面动力刀具
- 端面固定刀具
- 背轴固定刀具
- 选配
- 背轴动力刀具
- 镗刀具



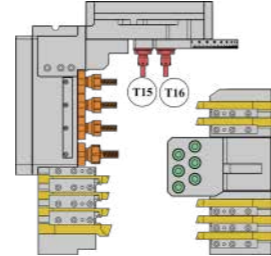
Basic type TC38  
基本型 TC38



Optional 01  
可交换式



End face live tool holder  
端面动力头刀座

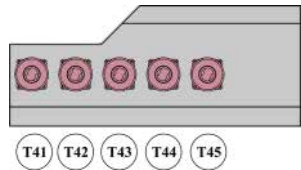


Optional 02  
可交换式

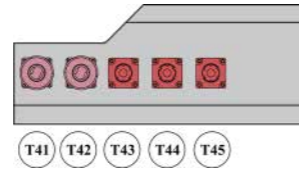


Insert live tool  
插拔动力头

### 背面五轴型单元



Back spindle holder  
背轴座

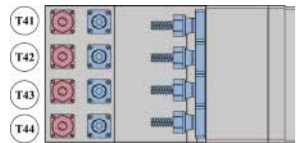


Optional  
可交换式

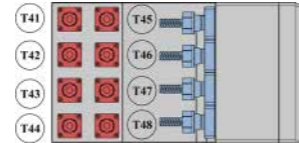


Insert live tool  
插拔动力头

### 背面六轴型单元



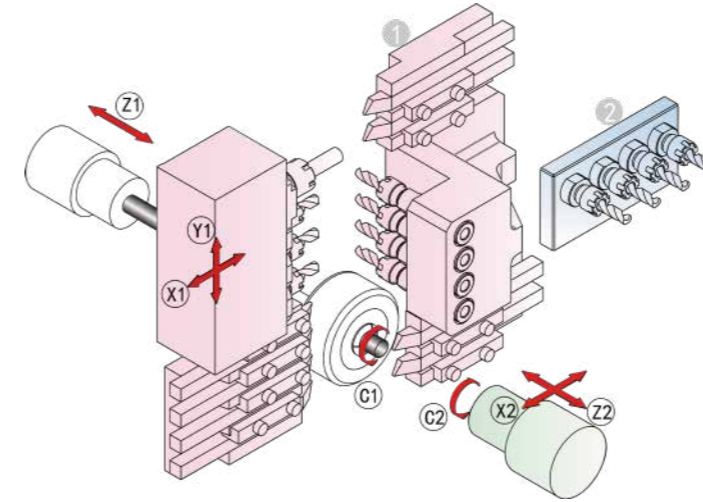
Back six-axis type unit  
背面六轴型单元



Optional  
可交换式



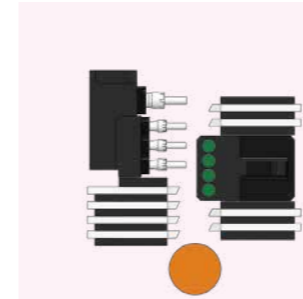
Insert live tool  
插拔动力头



- 刀具排布方式合理便捷，可安装的刀具丰富多样，可进行铣，钻，镗，铰，攻丝等多种工序。
- 整机为全封闭结构，安全可靠。外观造型美观，操作、维修方便。

- The tool arrangement is reasonable and convenient, and is able to install diverse tool type, and can be used for milling, drilling, boring, reaming, tapping and other processes.
- The whole machine is a fully enclosed structure, safe and reliable. Beautiful appearance, convenient operation and maintenance

### TOOLPOST



### TOOLING

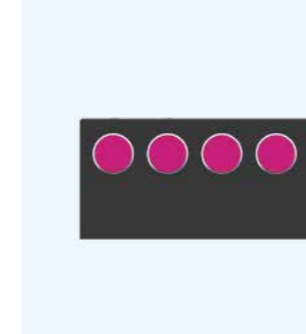
车削刀具	8
侧面动力刀具	4
端面固定刀具	4
OD Turning tool	8
Side- Live tool	4
End face fixed tool	4

### 主轴标准机械参数 Main spindle specifications

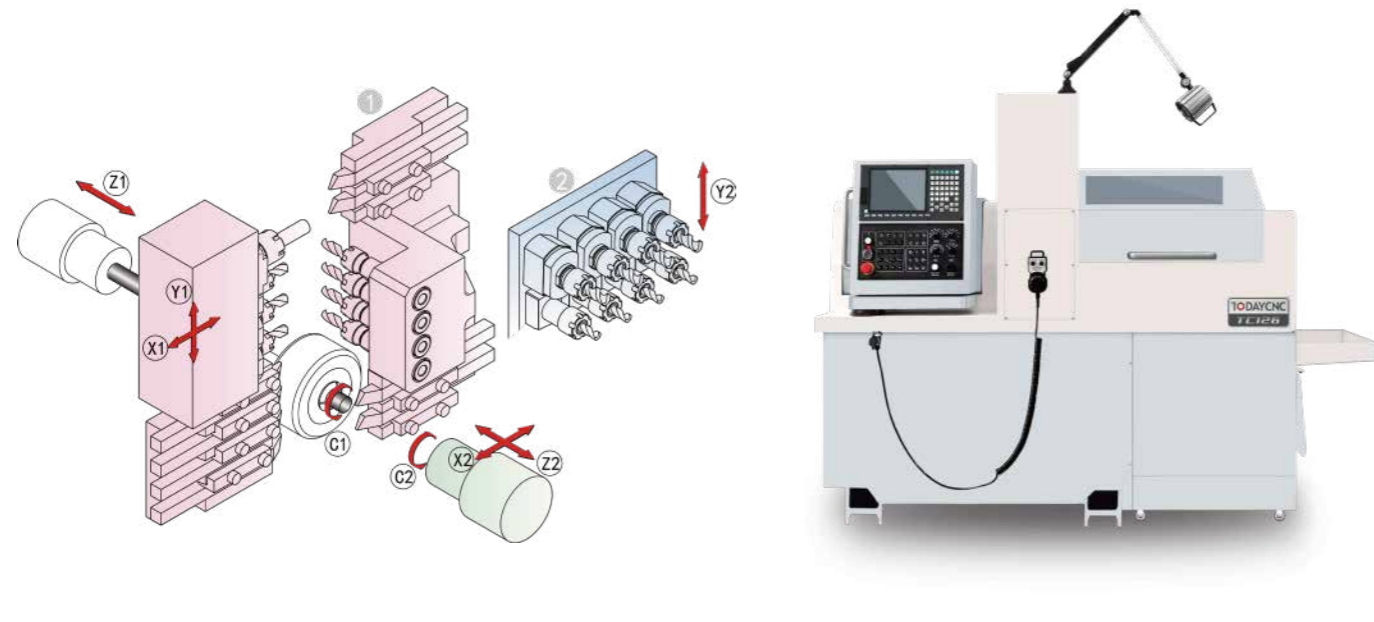
最大加工直径 Maximum machining diameter	TC125
主轴台最大移动量 有导套 Max.headstock stroke With guide bush	φ12mm
主轴台最大移动量 无导套 Max.headstock stroke Non guide bush	190mm
车削刀具 OD Turning tool	2D
侧动力刀具 Side- Live tool	8×□10
钻孔直径 Drilling dia	φ10mm
螺纹加工 (攻丝/板牙) Tapping/Threading die dia	M5
动力头转速 Live tool rev speed	6000rpm
动力头功率 Live tool power	1kw
端面固定刀具 End face fixed tool	φ7mm
钻孔直径 Drilling dia	φ7mm
螺纹加工 (攻丝/板牙) Tapping/Threading die dia	M5
主轴最大通孔直径 Main spindle max through hole dia	φ13mm
主轴功率 Main spindle power	2.2kw
主轴转速 Main spindle rev speed	12000rpm

### 背轴标准机械参数 Sub spindle specifications

最大加工直径 Maximum machining diameter	TC125
最大加工直径 Maximum machining diameter	φ12mm
端面固定刀具 End face fixed tool	φ7mm
钻孔直径 Drilling dia	φ7mm
螺纹加工 (攻丝/板牙) Tapping/Threading die dia	M5
背轴最大通孔直径 Sub spindle max through hole dia	φ13mm
背轴功率 Sub spindle power	2.2kw
背轴转速 Sub spindle rev speed	12000rpm
机台重量 Dinensions	1800kg
外形尺寸 Dinensions	1900*1200*1750mm

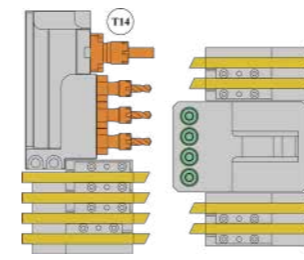


端面固定刀具	4
End face fixed tool	4

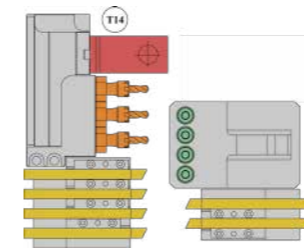


- 刀具排布方式合理便捷，可安装的刀具丰富多样，可进行铣，钻，镗，铰，攻丝等多种工序。
- 整机为全封闭结构，安全可靠，外观造型美观，操作、维修方便。
- The tool arrangement is reasonable and convenient, and is able to install diverse tool type, and can be used for milling, drilling, boring, reaming, tapping and other processes.
- The whole machine is a fully enclosed structure, safe and reliable. Beautiful appearance, convenient operation and maintenance


- 车削刀具
- 侧面动力刀具
- 端面固定刀具
- 背轴固定刀具
- 选配
- 背轴动力刀具
- 镗刀具




Basic type TC12  
基本型 TC12



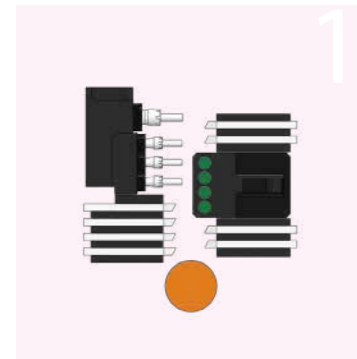
Optional  
可交换式



Insert live tool  
插拔动力头



## TOOLPOST



## TOOLING

车削刀具	8
侧面动力刀具	4
端面固定刀具	4
OD Turning tool	8
Side- Live tool	4
End face fixed tool	4

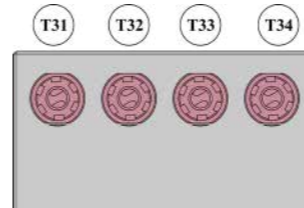
## ■ 主轴标准机械参数 Main spindle specifications

TC126	
最大加工直径 Maximum machining diameter	φ12mm
主轴台最大移动量有导套 Max.headstock stroke With guide bush	190mm
主轴台最大移动量无导套 Max.headstock stroke Non guide bush	2D
车削刀具 OD Turning tool	8×□10
侧面动力刀具 Side- Live tool	钻孔直径 Drilling dia φ10mm 螺紋加工 (攻丝/板牙) Tapping/Threading die dia M5 动力头转速 Live tool rev speed 6000rpm 动力头功率 Live tool power 1kw
端面固定刀具 End face fixed tool	钻孔直径 Drilling dia φ7mm 螺紋加工 (攻丝/板牙) Tapping/Threading die dia M5
主轴最大通孔直径 Main spindle max through hole dia	φ13mm
主轴功率 Main spindle power	2.2kw
主轴转速 Main spindle rev speed	12000rpm

## ■ 背轴标准机械参数 Sub spindle specifications

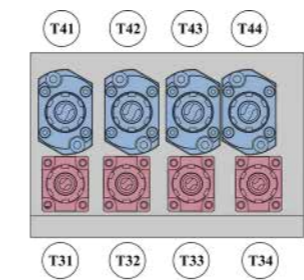
TC126	
最大加工直径 Maximum machining diameter	φ12mm
侧面动力刀具 Side- Live tool	钻孔直径 Drilling dia φ7mm 螺紋加工 (攻丝/板牙) Tapping/Threading die dia M5 动力头转速 Live tool rev speed 6000rpm 动力头功率 Live tool power 1kw
端面固定刀具 End face fixed tool	钻孔直径 Stationary too Drilling dia φ7mm 螺紋加工 (攻丝/板牙) Tapping/Threading die dia M5
背轴最大通孔直径 Sub spindle max through hole dia	φ13mm
背轴功率 Sub spindle power	2.2kw
背轴转速 Sub spindle rev speed	12000rpm
机台重量 Dimensions	1800kg
外形尺寸 Dimensions	1900*1200*1750mm

## 背面五轴型单元

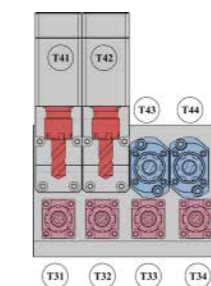


Basic type TC12  
基本型 TC12


## 背面六轴型单元



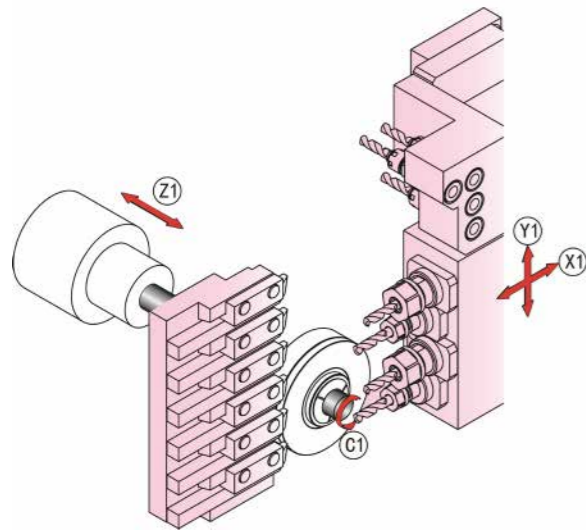
Basic type TC12  
基本型 TC12



Optional  
可交换式



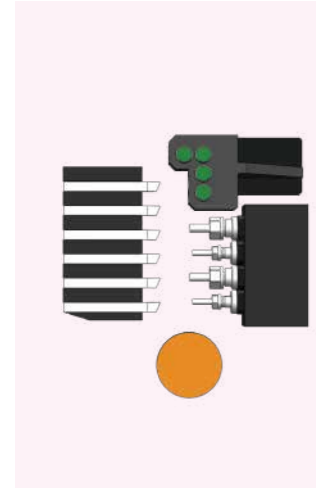
Side live tool  
侧面动力头



- 对于单一工序的加工任务（如钻孔、铣削、车削等），单轴机效率更高，只有一个主轴，减少了多轴之间的协调误差。
- 配置机械主轴，具有较高的刚性，在高速加工时，主轴不易变形，确保加工质量，同时减少能量损耗，能保持性能的同时降低能耗。

- For single-process processing tasks (such as drilling, milling, turning, etc.), single-spindle machines are more efficient, reducing coordination errors between multiple axes.
- Equipped with a mechanical spindle, high rigidity. During high-speed processing, the spindle is not easily deformed to ensure processing quality. At the same time, the energy loss is eliminated, which can reduce energy consumption while maintaining performance.

### TOOLPOST



### TOOLING

车削刀具	6
侧面动力刀具	4
端面固定刀具	4
OD Turning tool	6
Side- Live tool	4
End face fixed tool	4

### 主轴标准机械参数 Main spindle specifications

		TC203M
最大加工直径 Maximum machining diameter		φ20mm
主轴台最大移动量有导套 Max.headstock stroke With guide bush		230mm
主轴台最大移动量无导套 Max.headstock stroke Non guide bush		2D
车削刀具 OD Turning tool		6×□12
侧面动力刀具 Side- Live tool	钻孔直径 Drilling dia	φ10mm
	螺纹加工 (攻丝/板牙) Tapping/Threading die dia	M6
	动力头转速 Live tool rev speed	5500rpm
端面固定刀具 End face fixed tool	动力头功率 Live tool power	0.75kw
	钻孔直径 Drilling dia	φ7mm
主通孔直径 Main spindle max through hole dia	螺纹加工 (攻丝/板牙) Tapping/Threading die dia	M6
	主通孔直径 Main spindle max through hole dia	φ23mm
	主轴功率 Main spindle power	2.9kw
	主轴转速 Main spindle rev speed	6000rpm
机台重量 Dimensions		1600kg
外形尺寸 Dinensions		1950*1070*1650mm

### 自动送料机 Automatic Bar feeder



送料机将棒料自动送入走心机主轴，省去人工装夹时间，确保设备24小时不间断运行实现设备连续加工，生产效率提升30%~50%，避免人工操作时材料的振动或装夹偏移。  
The feeder automatically feeds the bar material into the spindle of the machine, eliminating the need for manual clamping time, ensuring 24-hour uninterrupted operation of the equipment to achieve continuous processing of the equipment, increasing productivity by 30% to 50%, and avoiding vibration of the material or clamping deflection during manual operation.

### 排屑机 Chip Conveyor



排屑机用于在设备加工过程中收集、输送、处理切削废料，保持加工区域干净，防止切屑堆积。  
The chip conveyor is used to collect, convey and dispose of cutting wastes in the process of equipment processing, to keep the processing area clean and to prevent the accumulation of chips.

### 油雾收集器 Oil Mist Collector



设备加工时会产生大量的油雾，油雾收集器可以将油雾收集净化，减少车间内的油雾浓度，保持空气清新。  
Machine tool processing will produce a large amount of oil mist, oil mist collector can collect and purify the oil mist, reduce the concentration of oil mist in the workshop, keep the air clean.

### 高压油泵 High Pressure Oil Pumps



刀具与工件之间的摩擦会产生大量的热量，过高的温度会影响刀具的使用寿命和工件的加工精度。高压油泵提供的冷却油能够及时带走热量，降低切削区域的温度，通过不同压力的调节也有断屑的作用。  
The friction between the tool and the workpiece will generate a lot of heat, and the excessive temperature will affect the service life of the tool and the machining accuracy of the workpiece. The cooling oil provided by the high pressure oil pump can take away the heat in time and reduce the temperature of the cutting area, and it also has the effect of chip breaking through the adjustment of different pressures.

### 长件接料器 Long Workpiece Collector



适用于长度超于80mm的产品，加工完后，将长件产品通过零件传动自动排出到接料器。  
Suitable for products with a length of more than 80mm, after processing, the product is automatically discharged to the receiver through the parts drive.



名称: 制冷设备用管接头  
Name: Pipe fittings for refrigeration equipment  
材质: C3604 黄铜  
Material: C3604 Brass



名称: 渔具类工件  
Name: Fishing gear  
材质: 黄铜  
Material: Brass



名称: 医疗器械  
Name: Medical instruments  
材质: SUS303  
Material: SUS303



名称: 阀芯  
Name: Spool  
材质: SUS304  
Material: SUS304




名称: 传动部件  
Name: Transmission components



名称: 传动部件 / 联轴器  
Name: Transmission components  
材质: SUS304  
Material: SUS304



名称: 骨钉  
Name: Bone Nail  
材质: TC4 钛合金  
Material: TC4 titanium alloy



名称: 圆棒轴  
Name: Round bar shaft  
材质: SUS316L  
Material: SUS316L



名称: 牙基台  
Name: Dental abutment  
材质: TC4 钛合金  
Material: TC4 titanium alloy



名称: 汽车配件  
Name: Auto parts  
材质: SUS303  
Material: SUS303



名称: 钟表零件  
Name: Clock parts  
材质: SUS316  
Material: SUS316




名称: 液压阀  
Name: Valve body  
材质: SUS316L  
Material: SUS316L



名称: 烟嘴过滤器  
Name: Mouthpiece filter  
材质: 铝  
Material: Aluminum



名称: 医疗器械 / 骨钉  
Name: Medical Devices/Bone Nails  
材质: 钛合金  
Material: Titanium alloy




名称: 喷嘴  
Name: Nozzle  
材质: SUS304  
Material: SUS304



名称: 齿轮  
Name: Gear  
材质: SUS316  
Material: SUS316



名称: 玩具车轮毂  
Name: Toy wheel  
材质: 6061-T5  
Material: 6061-T5



名称: 玩具零部件  
Name: Toy parts  
材质: 6061-T5  
Material: 6061-T5

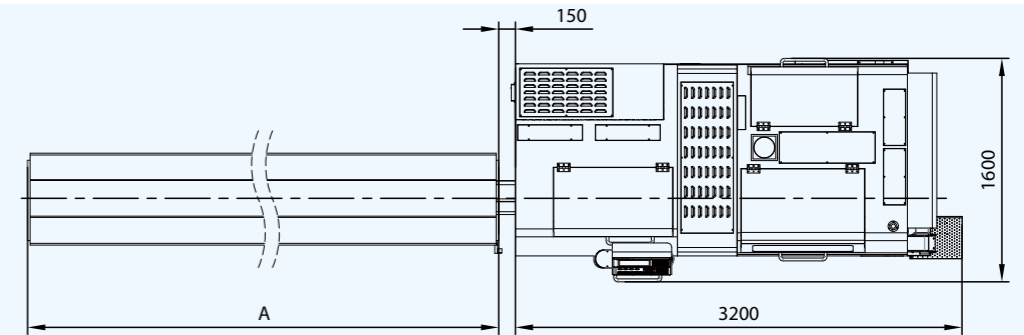


名称: 轴  
Name: Shaft  
材质: SUS303  
Material: SUS303



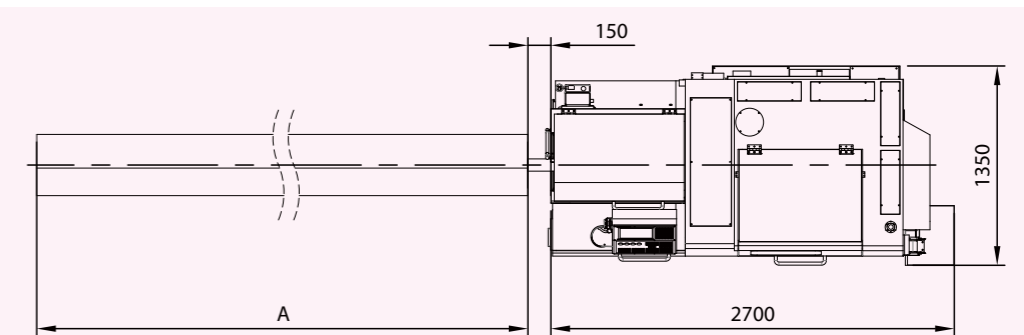
名称: 医疗器械  
Name: Medical instruments  
材质: 钛合金  
Material: Titanium alloy

机械全高H: 2200mm		
最大材料直径	A (mm)	
	2.5M型	3.0M型
φ38	3490	3990



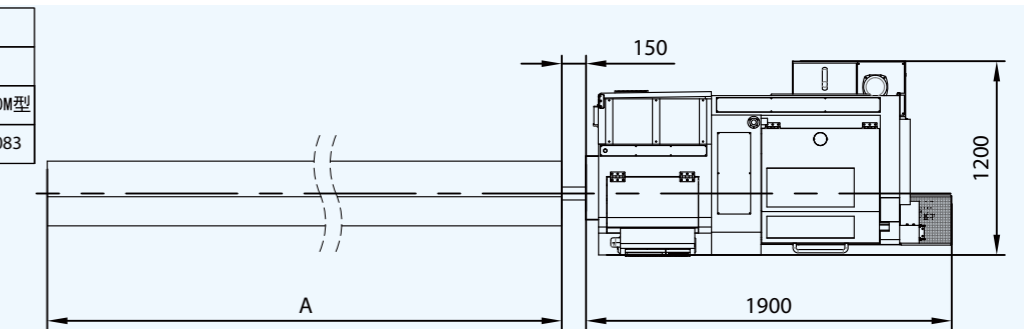
TC38系列

机械全高H: 1850mm		
最大材料直径	A (mm)	
	2.5M型	3.0M型
φ20	3460	3960
φ26	3460	3960
φ32	3490	3990



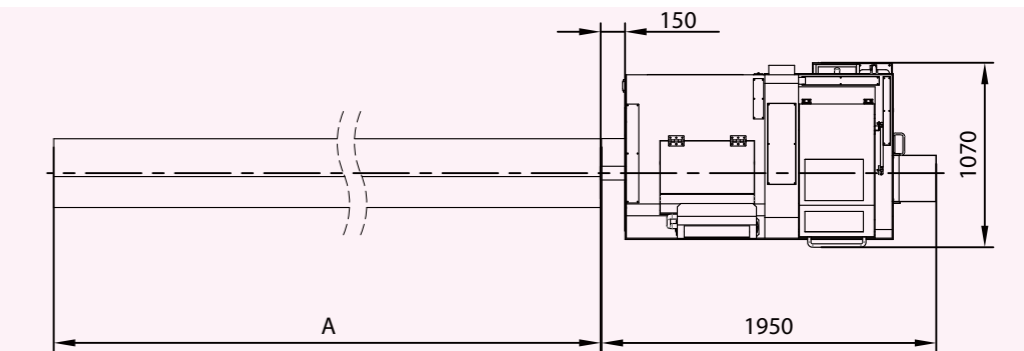
TC20/26/32-IV系列

机械全高H: 1750mm			
最大材料直径	A (mm)		
	2.0M型	2.5M型	3.0M型
	φ12	2828	3383



TC12系列

机械全高H: 1650mm		
最大材料直径	A (mm)	
	2.5M型	3.0M型
φ20	3490	3990



TC203M